

### FEATURES

- Up to 12 watts/cubic inch
- Efficiency to 90%
- Ultra Wide Input Voltage Range
- Thermal Overload Protection
- Six-Sided Shielding,  
Low Thermal Gradient  
Copper Case
- Reverse Polarity Protection

### APPLICATIONS

- Telecommunications
- Transportation
- Battery Operated Equipment
- Process Control Equipment



Model	Input Range (VDC)	Output Voltages (VDC)	Output Current (AMPS)	Eff. @ F.L. (TYP)
DC702	8-40 (12V nom)	5	3	78%
DC703	8-40 (12V nom)	5	5	76%
DC705	15-40 (24V nom)	12	3	88%
DC706	15-40 (24V nom)	12	5	86%
DC707	18-40 (24V nom)	15	3	90%
DC708	18-40 (24V nom)	15	5	88%

### GENERAL SPECIFICATIONS

Input Filter	Pi
Voltage Accuracy	± 1%
Voltage Adjustments	± 10%
Ripple	<1%
Noise (<20 MHz)	<2%
Temperature Coefficient	.02%/°C
Regulation Line	± 0.5% Main LL-HL
Load	± 0.5% NL-FL
Isolation	None. Pins 2 & 7 Internally Connected
Switching Frequency	40 KHz Typical Fixed
Efficiency	See Table

### FAULT PROTECTION

Reverse Polarity Protection	Yes (External fuse required)
Overvoltage Main	Yes
Short Circuit	Indefinite, Auto Recovery

### ENVIRONMENTAL

Thermal Trip Point	110°C Case Temperature
Operating Temperature	-25°C to 70°C
	Refer to derating curve
Storage Temperature	-40°C to 105°C

**CONTACT OUR SALES APPLICATION DEPARTMENT  
WITH YOUR CUSTOM DESIGNS AND SPECIFICATIONS.  
AT INTRONICS WE ARE PREPARED TO  
RESPOND PROMPTLY TO YOUR NEEDS.**

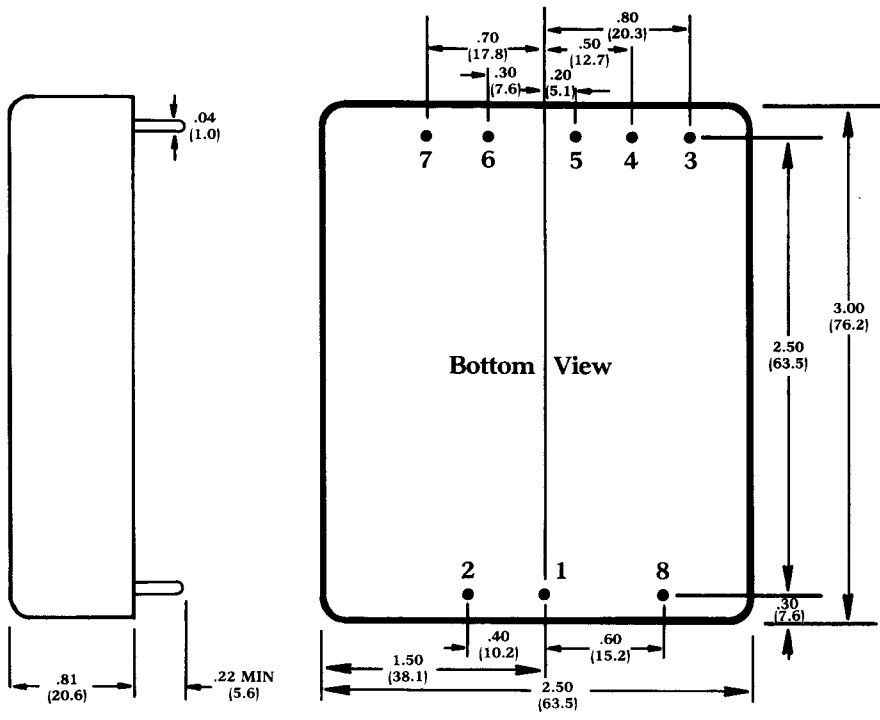
### NOTES:

1. Remote sense and remote control are standard on Models DC703, DC706 and DC708.  
At input voltages below nominal, current limit is 4 Amps minimum for these models.
2. Remote Control:  
CMOS 0± TTL open collector  
ON - 4.2 VDC or open circuit  
OFF - 3.5 VDC or lower (4ma sink)

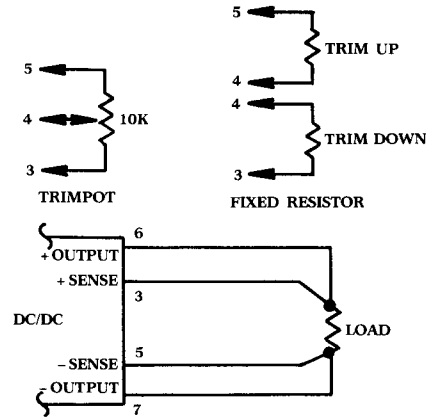
# MECHANICAL OUTLINES AND CONNECTIONS

## DC700 Series

PIN	FUNCTION
1	+ INPUT
2	- INPUT
3	+ SENSE
4	TRIM
5	- SENSE
6	+ OUTPUT
7	- OUTPUT
8	ON/OFF

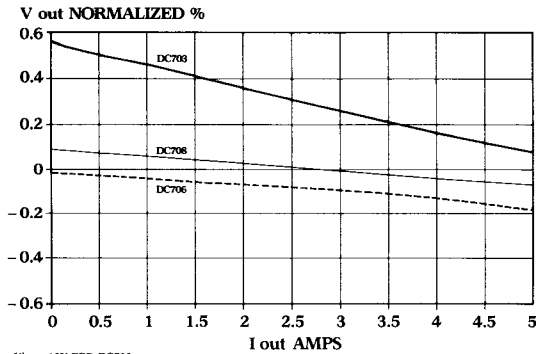


### CONNECTIONS FOR OUTPUT TRIM

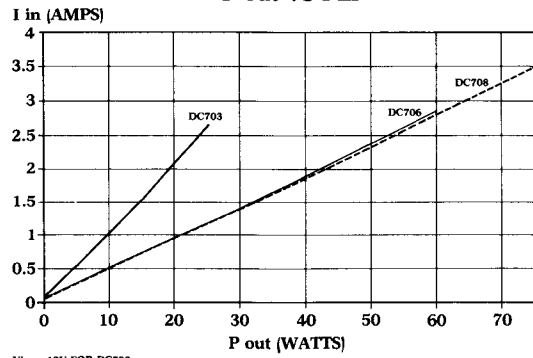


## PERFORMANCE CURVES

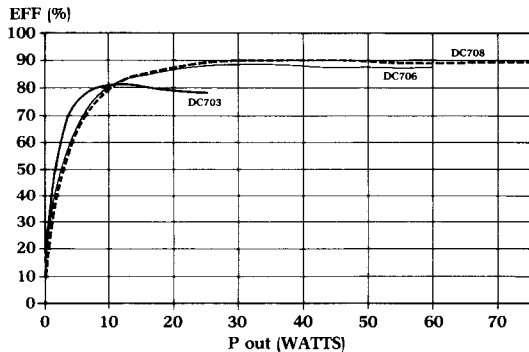
### DC700 SERIES OUTPUT REGULATION



### DC700 SERIES P out VS I in



### DC700 SERIES P out VS EFFICIENCY



### DC700 SERIES POWER DERATING CURVE

